



632,000

633,000

634,000

635,000

636,000

637,000

P/O 48-1

50

P/O 48-1

50

P/O 47-17

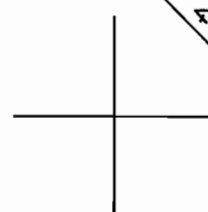
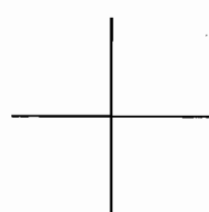
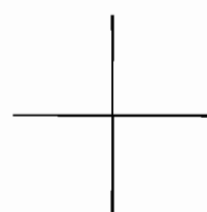
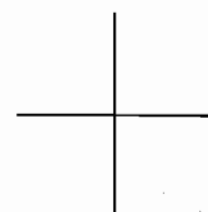
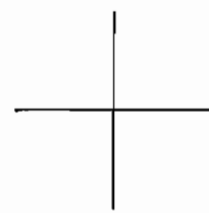
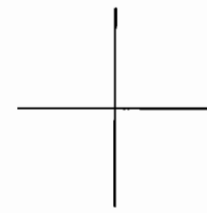
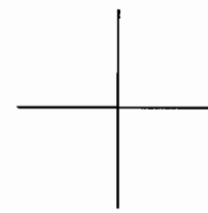
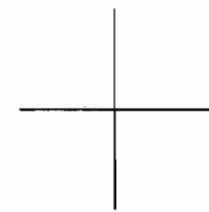
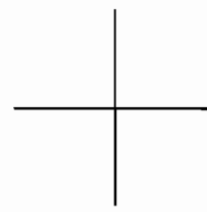
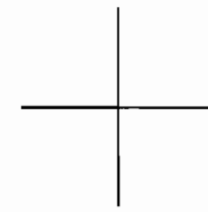
P/O 47-19

P/O 47-18

P/O 48-1

P/O 53-1

213,000



LEGEND

- PARCEL NUMBERS 1
- ADJACENT MAPS 2
- MATCH LINE 3

For Assessment Purposes
Not to be used for Conveyances

**PROPERTY MAP
TOWN OF GOULDSBORO
HANCOCK COUNTY, MAINE**

PREPARED BY
JAMES W. SEWALL COMPANY OLD TOWN, MAINE
SCALE 1 INCH = 200 ± FEET

48

52

